



**Insights for Today,  
Optimize for Tomorrow,  
Plan for the Future**



# Operational Insights




Unlock Your Port's Full Potential with Data-Driven Insights

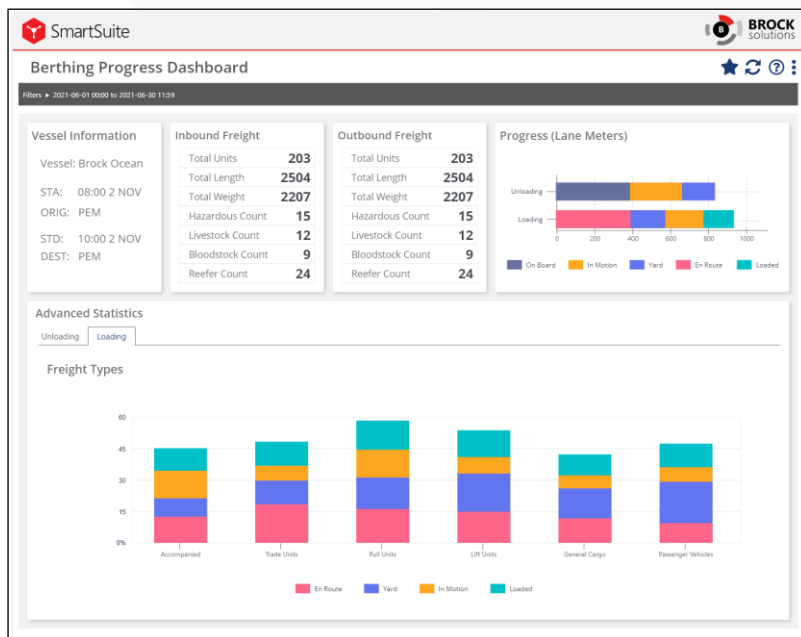
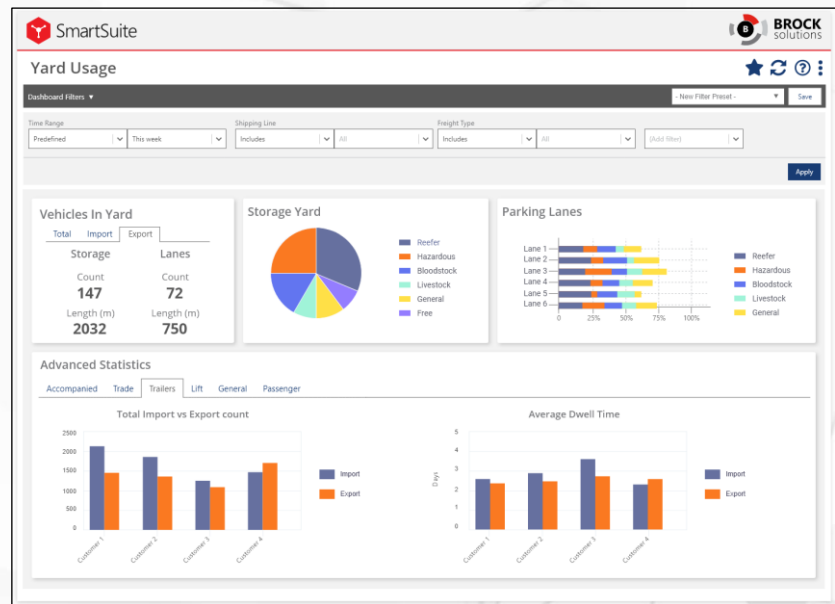


## Real-Time Dashboards




From gate operations to berthing progress to yard usage, SmartPort's real-time dashboards offer a holistic data management approach that allows operators to generate, collect, and organize information about their port in real-time to improve efficiency, reduce cost, and implement more robust processes. A variety of dashboards and searches are available to provide data for vehicle traceability and specific sailings.

### Key Features

-  Drill down for more granular detail on each piece of freight, including location, status, last damage report, last condition check, etc.
-  Customize dashboard results by using filters to refine what data is displayed. Filters can be saved for future use on your user profile.
-  Dashboards and searches can be exported to a variety of formats, such as CSV, Excel, and PDF.



### Key Benefits

-  Gain complete visibility of your operations and end-to-end port processes with a transparent, up-to-date view of accurate KPIs.
-  Optimize your operational processes to increase efficiency, productivity, and realize improved cost-savings.
-  Discover and monitor leading performance indicators that can warn of near-term issues so you can proactively address potential problems before they become major disruptions.

Learn More About SmartPort's Historical Operational Dashboards ►

# Operational Insights

Unlock Your Port's Full Potential with Data-Driven Insights



## Historical Dashboards

Historical Operational Dashboards offer historical insight into your port's performance based on real-time insights into your processes. With these dashboards, you can track key metrics around historical performance, as well as so you can assess current performance against average historical performance.

### Key Features



Track key metrics, including vehicle transit time, vessel turn times, berth utilization rates, yard capacity over time, and more.



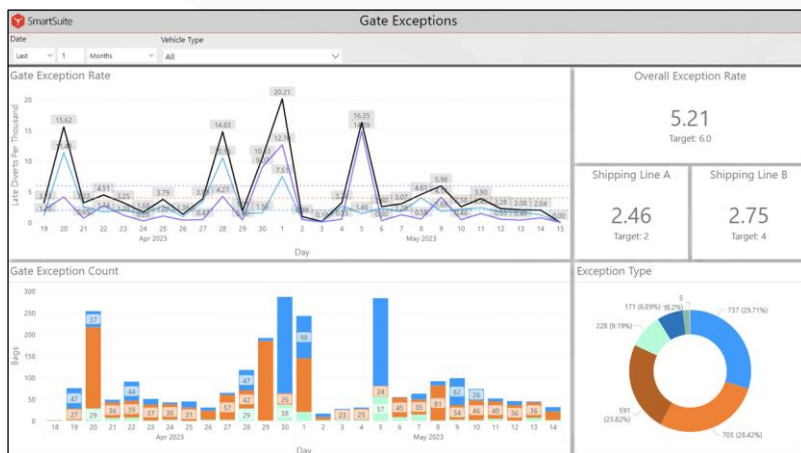
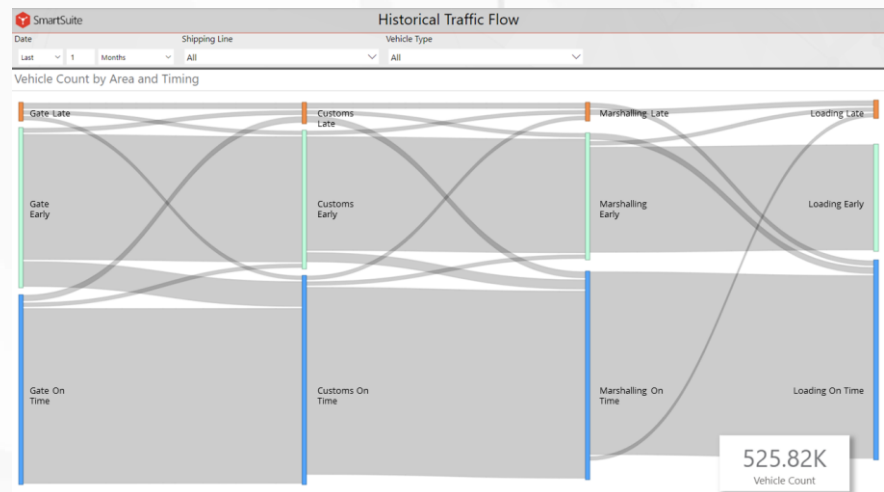
View high-level traffic data and statistical analysis for long- and short-term trend monitoring.



Filter data by dates, shipping lines, freight types, and special handling requirements.



Drill down to view underlying data in searches and specific vehicle details pages.



### Key Benefits



Make better informed decisions about how to improve and optimize your port processes



Facilitate efficient real-time operations, plan for peak periods, and standardize port processes



Leverage underlying data to uncover new commercial revenue streams



Seamlessly integrate up-to-date data from ERP, business intelligence, and workforce planning systems

Learn More About SmartPort Business Systems Integrations ►

# Operational Insights

Unlock Your Port's Full Potential with Data-Driven Insights



## How Does it All Work?

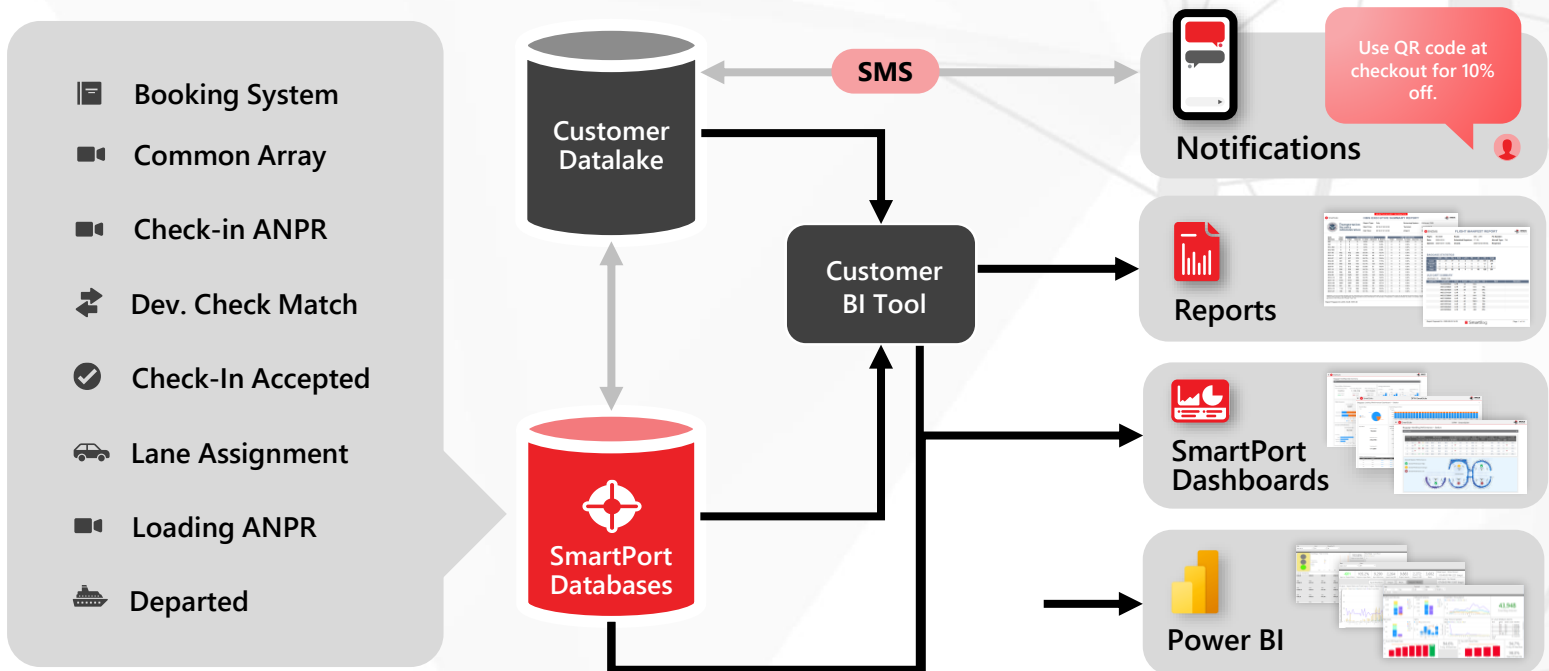
From existing CCTV footage to Automatic Number Plate Recognition (ANPR) systems and booking and check-in systems, SmartPort can integrate with these systems to give you a complete picture of what's happening at your port so you can take this data and make it actionable—and profitable.

If you want to take advantage of the commercial opportunities presented by this data collection, you can also use the data collected from these systems for marketing purposes, such as collecting information on make/model recognition of cars so that you can better understand who is arriving at your port and target specific car models more effectively in future campaigns.



## Business System Integrations & Open Data Strategy

SmartPort can also automatically extract and transfer data to other systems, such as your ERP, BI or Workforce Planning tools to ensure that you have a complete view of your operations so you can provide context to financial modeling and unlock insights that would otherwise be hidden, enabling you to make better decisions and drive business success.



At Brock Solutions, we understand that Digital Transformation is more than just buzz words. We make it our business to bring automation to your operations, so you can focus on your business. To talk to an expert or schedule a demo, scan the QR code or contact us at:

Web: [brocksolutions.com/ferry-ro-ro-terminals](https://brocksolutions.com/ferry-ro-ro-terminals) | Email: [ports@brocksolutions.com](mailto:ports@brocksolutions.com)



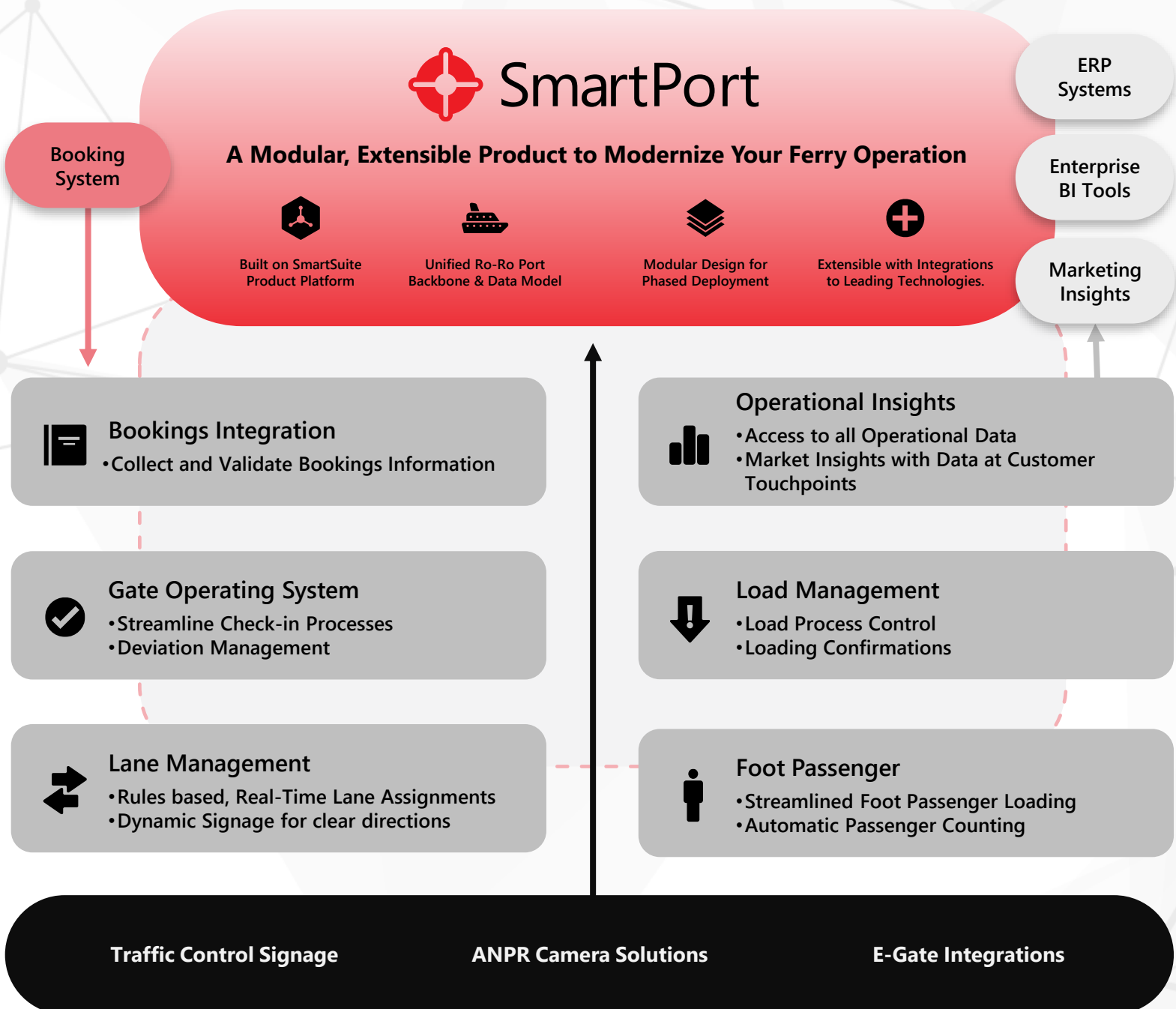
# Operational Insights

Unlock Your Port's Full Potential with Data-Driven Insights



## Take Control of Your Port Operations with SmartPort

SmartPort is built on a modular platform, which means you can choose which new features, capabilities, and integrations you need now, and which to add as your business grows



# Operational Insights

Unlock Your Port's Full Potential with Data-Driven Insights



SmartPort

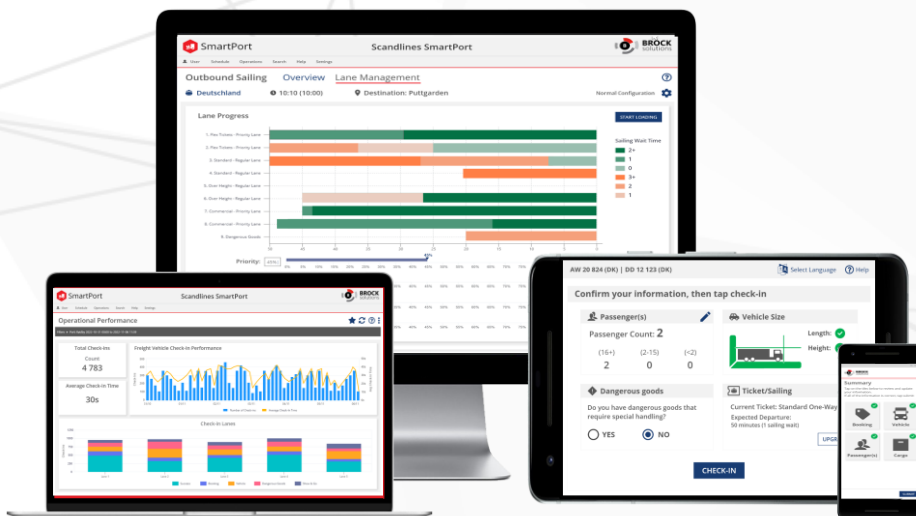


BROCK  
solutions



## Built on the SmartSuite Platform

An Enterprise Platform for a consolidated, Real-time View of  
Operations, through a Single Pane of Glass.



Centralizing Data,  
Enterprise-wide



Real-Time  
System Monitoring



Modular  
Functionality

20+ Years of Product  
Development



150+ Product  
Development  
Resources



Real-Time  
Operational Screens



Custom Dashboard  
Framework



Advanced Searches



On-Prem &  
Cloud Deployable



Users and Groups  
Permissions



Active Directory  
Authentication



Mobile Friendly  
Design



3rd Party  
Integration Support



Open Data Model  
BI Integrations

Why Engage Brock Solutions to Digitize Your Port Operations? ►



# Operational Insights

Unlock Your Port's Full Potential with Data-Driven Insights



## Why Engage Brock Solutions to Digitize Your Port Operations?



### Extensive Digital Transformation Experience

As an independent systems integrator, large digital transformations are core to our business. We specialize in replacing manual operations with automation and real-time operational software by automating tasks and functions to drive operational readiness.



### Operations-First Mentally

At Brock, we take the time to get to know your day-to-day operations, understand the challenges you face, and develop a strategy that will help you achieve your goals, benefiting early on with "quick wins" instead of waiting until the end of a long deployment.



### We Have a Long-Term Partnership Approach

The pillars of Brock Solutions are partnership and flexibility. Our success is measured by our customers' success. We aim to understand your business completely, and in doing so, we help transition your workforce to a new digital world.



### SmartSuite, a Proven Product Platform

Our solution platform - SmartSuite - along with our Port Terminal System, SmartPort, has years of market experience in many industries and is a proven integration, messaging, and visualization platform at its core.



**BROCK**  
solutions

The Largest Independent System Integrator of Real-Time Software in North America

We specialize in Large Digital Transformations.

**\$200**  
MILLION  
PER YEAR

**700+**  
INDUSTRY  
PROFESSIONALS

**35+**  
YEARS  
EXPERIENCE

  
EMPLOYEE  
OWNED



At Brock Solutions, we understand that Digital Transformation is more than just buzz words. We make it our business to bring automation to your operations, so you can focus on your business. To talk to an expert or schedule a demo, scan the QR code or contact us at:

Web: [brocksolutions.com/ferry-ro-ro-terminals](https://brocksolutions.com/ferry-ro-ro-terminals) | Email: [ports@brocksolutions.com](mailto:ports@brocksolutions.com)

